


**Model 422LP25R**  
**Port-Powered RS-232 to RS-422 Converter**  
**with DB-25 Connectors **

This RS-232 to RS-422 converter converts unbalanced RS-232 signals to balanced RS-422 signals. The power used for this converter is derived from the transmit data line (pin 2) and the handshake control lines (pins 4, 5, 6, 8, and 20). The converter can derive power from these lines when they are in the positive or negative voltage state. This permits the converter to be used in applications without any regard to software control of the handshake lines. If no handshake lines are available and all power must be derived from the transmit data line, the converter can drive limited cable lengths. A guide for this condition would be to drive only several hundred feet of transmission line and not to terminate the transmission line with a resistor of less than 1000 ohms. When more handshake lines are available longer lengths of cable can be driven. This converter has been tested at 115.2k baud with 4000 feet of cable. For applications where handshake lines are not available and long cable runs are involved, an external power supply can be connected to the male connector on the RS-422 side of the converter on pins 12 (Gnd) and 25 (+12).



**NOTE: When using an external supply, the supply should be connected only to specifically labeled power inputs (power jack, terminal block, etc.). Connecting an external power supply to the handshake lines may damage the unit. Contact technical support for more information on connecting an external power supply to the handshake lines.**

The RS-232 port uses a female DB-25 type of connector with pins 2 (TD input) and 3 RD(RD output) supported. Signal Ground is pin 7 on both the RS-232 and RS-422 sides.

**Interconnection of the converter with another RS-422 device**

1. The polarity of the two RS-422 lines must be correct. With no data being sent, the RS-232 line should be negative and the RS-422 "A" pin 2 should be negative with respect to the "B" pin 14.
2. The wire recommended in the RS-422 Standard is number 24 AWG copper conductor, twisted-pair telephone cable with a shunt capacitance of 16 pF per foot.
3. For long runs and/or high data rates it is recommended that the wires be terminated with a resistor at the receive end. The twisted pair usually used has an impedance of about 100 ohms, therefore a 100 ohm resistor is normally used for the termination. The RS-422 side of the converter requires more power as the transmission line is increased and as the termination resistor value is reduced, therefore it may be necessary to use a termination resistor that is larger than 100 Ohms.

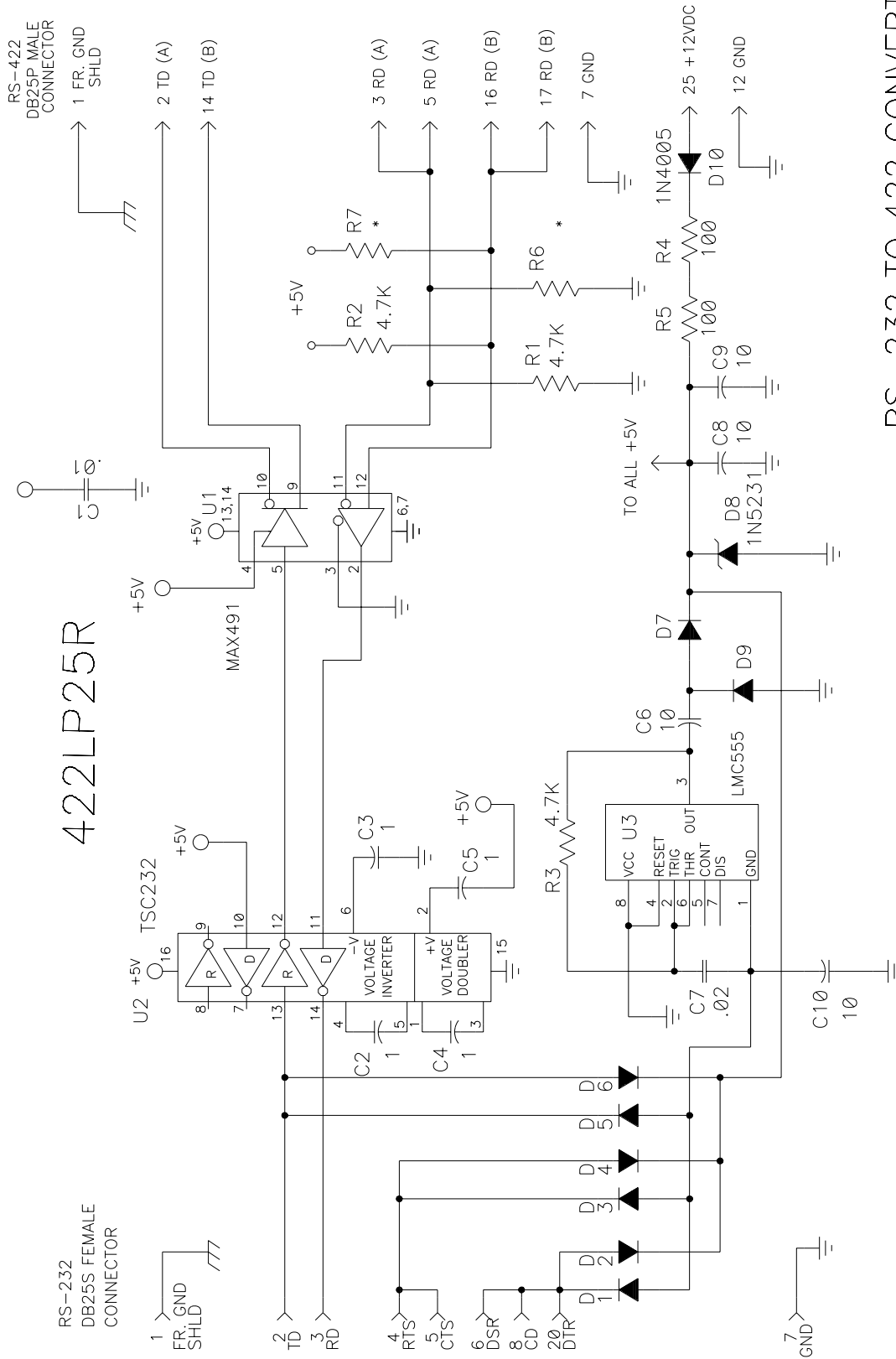
The RS-422 driver has the ability to drive 10 RS-422 receivers connected in parallel. A system of multiple receivers may require some experimentation with location and size of termination resistors, line lengths, grounding, etc.

<b>DECLARATION OF CONFORMITY</b>	
Manufacturer's Name:	B&B Electronics Manufacturing Company
Manufacturer's Address:	P.O. Box 1040 707 Dayton Road Ottawa, IL 61350 USA
Model Numbers:	422LP25R
Description:	Port-Powered RS-422 Converter
Type:	Light industrial ITE equipment
Application of Council Directive:	89/336/EEC
Standards:	EN 55022 EN 61000-6-1 EN 61000 (-4-2, -4-3, -4-4, -4-5, -4-6, -4-8, -4-11)
 William H. Franklin III, Director of Engineering	
	

International Headquarters:

**B&B Electronics Mfg. Co.** 707 Dayton Road P.O. Box 1040 Ottawa, IL 61350 USA  
815-433-5100 Fax 433-5104 [www.bb-elec.com](http://www.bb-elec.com) [orders@bb-elec.com](mailto:orders@bb-elec.com) [support@bb-elec.com](mailto:support@bb-elec.com)

**B&B Electronics Ltd** Westlink Commercial Park Oranmore Co. Galway Ireland  
+353 91 792444 Fax +353 91 792445 [www.bb-europe.com](http://www.bb-europe.com) [orders@bb-elec.com](mailto:orders@bb-elec.com) [support@bb-europe.com](mailto:support@bb-europe.com)



RS-232 TO 422 CONVERTER  
MODEL 422LP25R

ALL DIODES 1N4148 UNLESS NOTED.  
ALL CAPACITANCE VALUES IN MICROFARADS.  
\* THROUGH-HOLE RESISTORS NOT STUFFED

International Headquarters:

**B&B Electronics Mfg. Co.** 707 Dayton Road P.O. Box 1040 Ottawa, IL 61350 USA  
815-433-5100 Fax 433-5104 [www.bb-elec.com](http://www.bb-elec.com) [orders@bb-elec.com](mailto:orders@bb-elec.com) [support@bb-elec.com](mailto:support@bb-elec.com)

**B&B Electronics Ltd** Westlink Commercial Park Oranmore Co. Galway Ireland  
+353 91 792444 Fax +353 91 792445 [www.bb-europe.com](http://www.bb-europe.com) [orders@bb-elec.com](mailto:orders@bb-elec.com) [support@bb-europe.com](mailto:support@bb-europe.com)