

# ESR41xW

## Wi-Fi Ethernet to Serial Server

PRODUCT INFORMATION

- ✓ RS-232/422/485 to 802.11 b/g
- ✓ WEP, WPA, WPA2 Security
- ✓ TKIP/AES Encryption
- ✓ Redundant Power Inputs

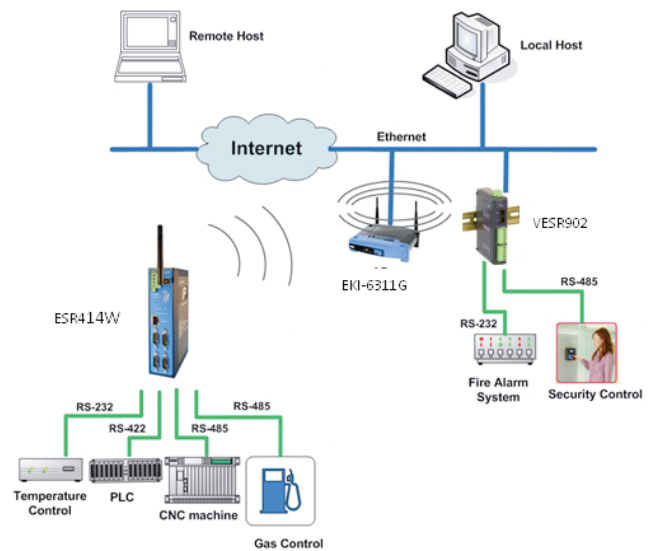


The Vlinx™ ESR41xW series of Wi-Fi Serial Servers provide easy and reliable RS-232/422/485 to Ethernet connectivity for industrial automation. The servers can be used to connect any serial device to an IEEE 802.11 b/g network, and provides TCP server and TCP client modes to ensure compatibility of network software.

These Serial Servers make it possible to control serial devices located virtually anywhere through a TCP/IP Ethernet connection. They have an asynchronous serial port connection on one side, and a 10/1000 Mbps Ethernet connection on the other. Potential applications include industrial / factory automation, automatic warehouse control and hospital / laboratory automation.

The Serial Server enables communication with serial devices over a LAN or WLAN interface. They provide wireless management for applications where wired networking is unreachable.

Additionally, your data remains secure with strong WEP / WPA / WPA2 security and TKIP / AES data encryption.



### Communication Modes

Mode	TCP	UDP
Ethernet (Server / Socket)	✓	✓
Ethernet (server / VCOM)	✓	✓
Ethernet (Paired Mode)	✓	✓
WLAN (Infrastructure / Socket)	✓	✓
WLAN (Infrastructure / VCOM)	✓	✓
WLAN (Infrastructure / Paired Mode)	✓	✓
WLAN (Ad-hoc / Socket)	✓	✓
WLAN (Ad-hoc / VCOM)	✓	✓
WLAN (Ad-hoc / Paired Mode)	✓	✓

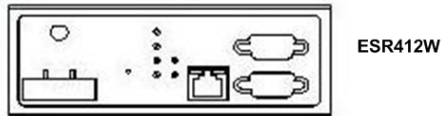
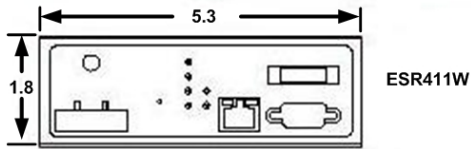
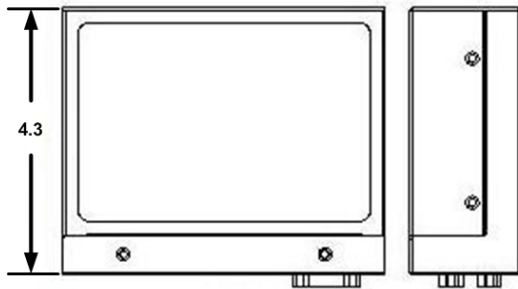
### Ordering Information

Model Number	Description
ESR411W	1-PORT Serial To 802.11 B/G WI-FI
ESR412W	2-PORT Serial To 802.11 B/G WI-FI
ESR414W	4-PORT Serial To 802.11 B/G WI-FI
MDR-40-24	24VDC, 1.7A Power Supply (Not Included)

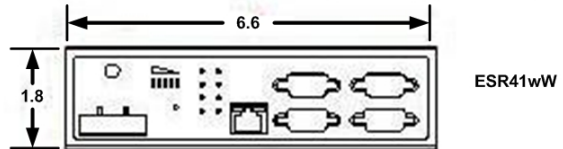
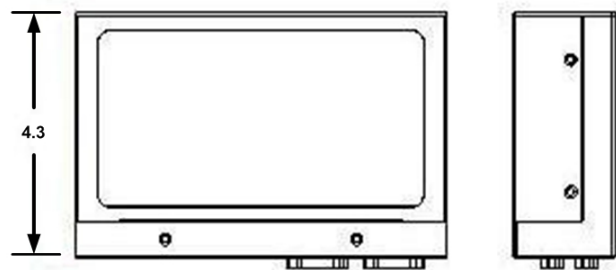
B&B ELECTRONICS

## Specifications

Serial Interface		Mechanical	
Connector ESR412W / 414W	DB9 Male	Enclosure	IP 30, Metal, DIN / Panel Mount
Connector ESR411W	DB9 Male & Terminal Block	Dimensions	ESR411W / ESR412W 1.8x5.3x4.3 in (4.6x13.4x11.0 cm)
Protocol	RS-232, RS-422, RS-485 2-Wire / 4-Wire	ESR414W	1.8x6.6x4.3 in (4.6x17.0x11.0cm)
Data Rate	Up to 921.6 Kbps	Operating Temperature	0 to 50°C (32 to 131°F)
RS-232 Flow Control	None, RTS/CTS, XON/XOFF	Storage Temperature	-20 to 80°C (-4 to 176°F)
		Operating Humidity	0 to 95% Non-condensing
Ethernet		MTBF	135000 Hours
Standard	802.11 b/g	MTBF Calc. Method	Parts Count Reliability Prediction
	10/100 BaseT		
Protocols	Auto detect, Auto MDI/MDIX TCP, UDP, IP, ARP, ICMP HTTP, HTTPS, Telnet, SSH DHCP, SMTP, DDNS, SNTTP SMTP, SNMP, UDP Multicast	Power	
Communications Modes	Virtual COM, Straight IP Paired, TCP Server, TCP Client, UDP	Source	External
WEP		Voltage	9 to 48 VDC or 24 VAC
Authentication	Open, Shared, Auto	Power	ESR411W – 8.4W Max ESR412W – 8.4 W Max ESR414W – 9.6W Max
WEP Key Length	64 or 128 bits	Connector	Terminal Block
WPA / WPA2	128 Bit TKIP / AES	Feature	Dual Redundant Inputs
Operating Systems	Windows 2000, 2003 Server, XP, Vista		
		CE, FCC	<b>Regulatory Approvals</b> DoC Available for Download



Units = Inches



Units = Inches